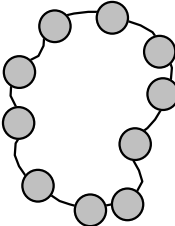
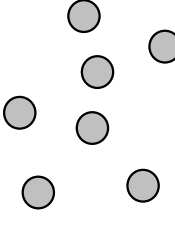




FORMACIÓN DE DECENAS

1. Dibuja la decena y las unidades indicadas:

Decena	Unidades
1	7
	

Decena	Unidades
1	3

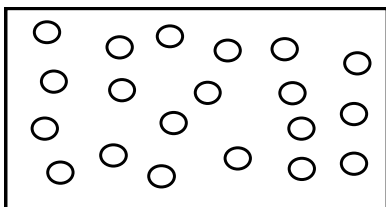
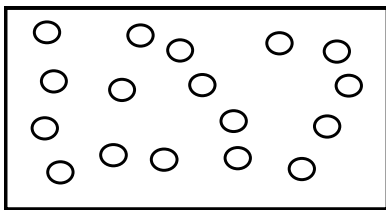
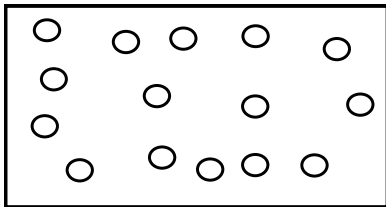
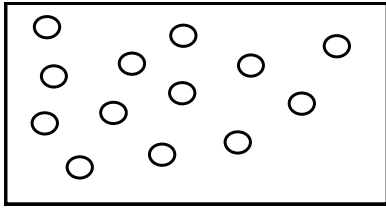
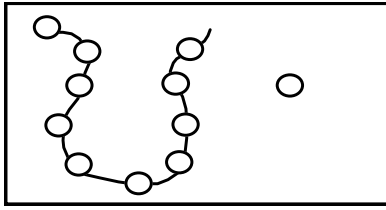
Decena	Unidades
1	6

Decena	Unidades
1	4

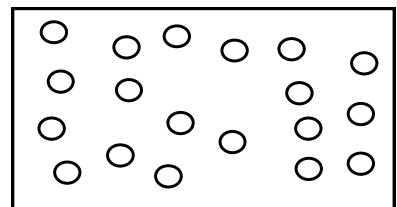
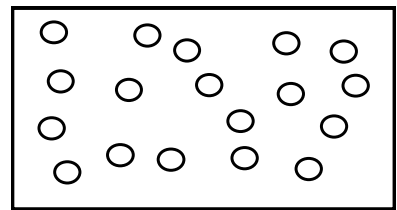
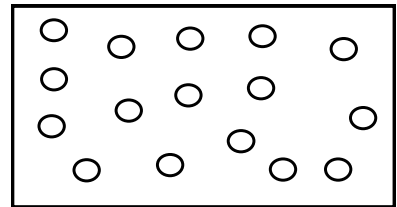
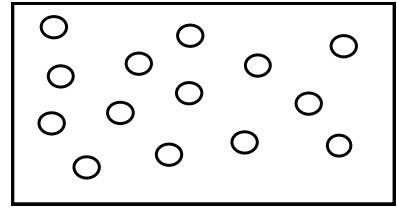
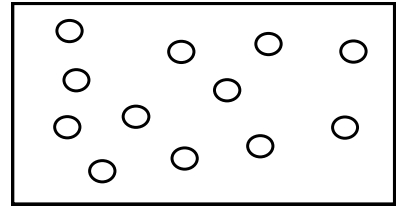
Decena	Unidades
1	1

Decena	Unidades
1	6

2. Une los elementos y forma decena, determina el numeral y únelo con su cartel:



D	U
1	1
1	2
1	3
1	4
1	5
1	6
1	7
1	8
1	9
2	0



3. Forma decenas y escribe sus códigos. Observa el ejemplo:

a)

___ Decena ___ unidades


D	U

b)

___ Decena ___ unidades

D	U


c)



___ Decena ___ unidades

D	U


d)



___ Decena ___ unidades

D	U


e)



___ Decenas ___ unidades

D	U


f)



___ Decenas ___ unidades

D	U

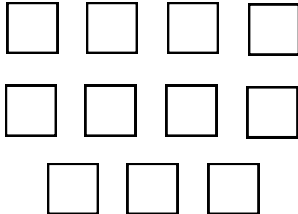
g)



___ Decenas ___ unidades

D	U

h)



___ Decenas ___ unidades

D	U

4. Descomponer en decenas y unidades:

Ejemplo:

10 = 1 decena y 0 unidades

11 =

14 =

17 =

13 =

15 =

18 =

12 =

16 =

19 =