
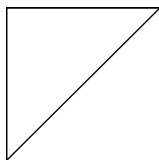
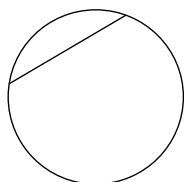

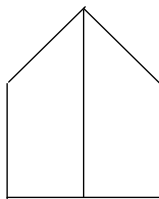
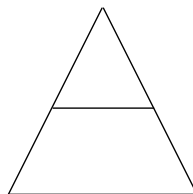




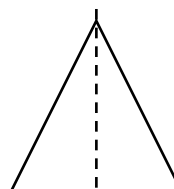
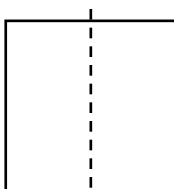
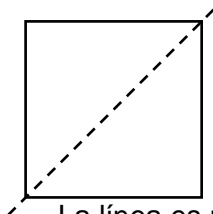
SIMETRÍA



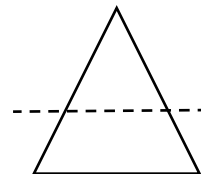
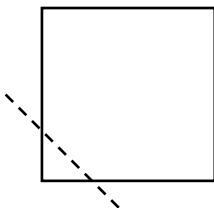
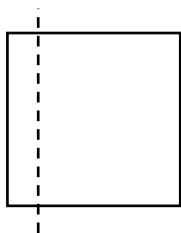
Ayúdame a colorear la mitad de las figuras que están divididas en dos partes iguales



Observa:


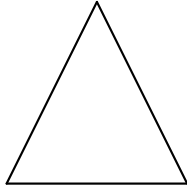




La línea es un eje de simetría porque divide la figura en dos partes iguales.



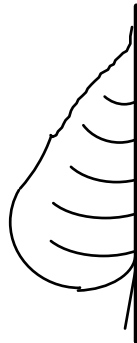
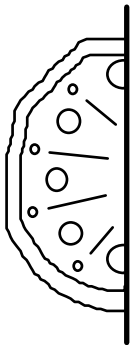
La línea no es un eje de simetría porque divide la figura en dos partes desiguales.

1. Divide cada figura en dos partes iguales. Busca maneras diferentes de hacerlo. Completa :

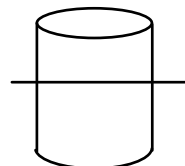
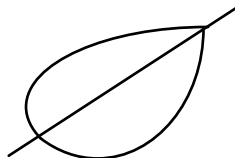
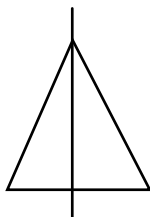
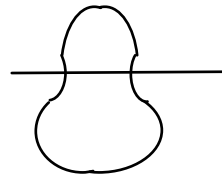
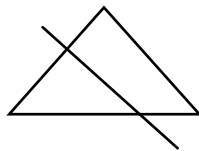


• Las figuras están divididas en _____ partes iguales.

2. Completa las figuras



3. Colorea las figuras que están divididas en dos partes iguales:



4. Traza el eje de simetría en las siguientes figuras:

