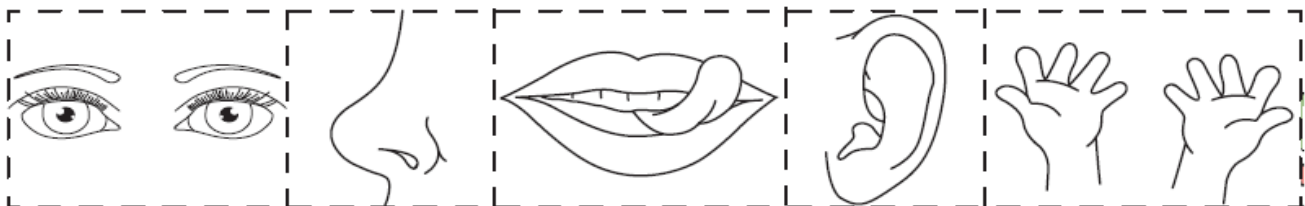









LOS SENTIDOS

• Colorea, recorta y pega cada sentido en el recuadro que corresponda. .



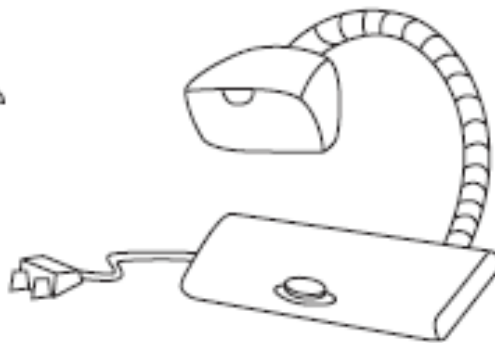
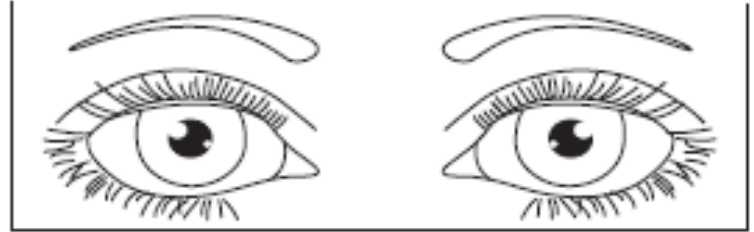
SENTIDO DEL OÍDO

• Colorea.



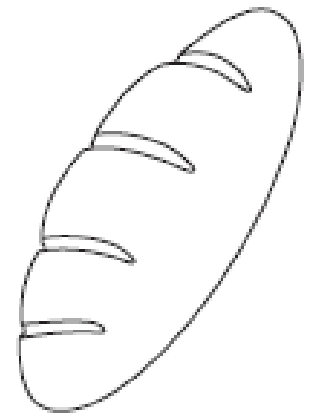
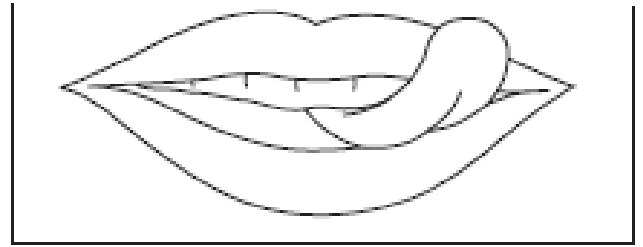
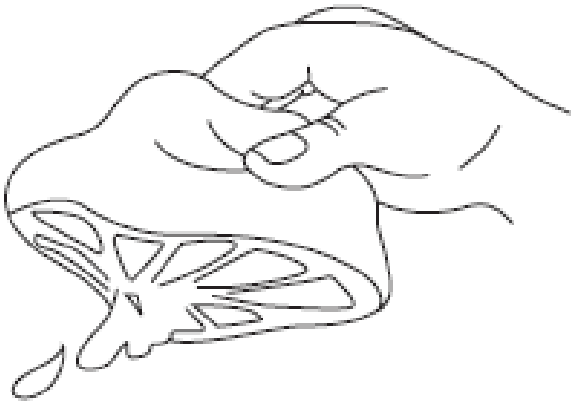
SENTIDO DE LA VISTA

- Observa la lámina y conversa sobre el tema.
- Colorea.



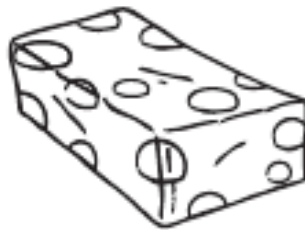
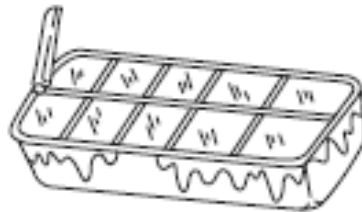
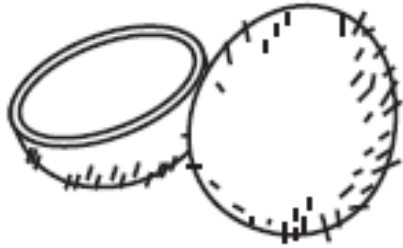
SENTIDO DEL GUSTO

• Colorea.






SENTIDO DEL TACTO

- Marca con un aspa (X) todo lo que puedes tocar.



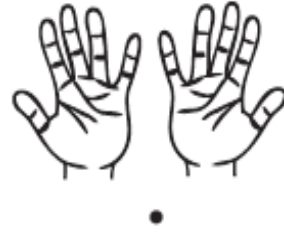
SENTIDO DEL OLFATO

- Colorea las imágenes que presentan olores agradables



MIS CINCO SENTIDOS

• Une según corresponda.



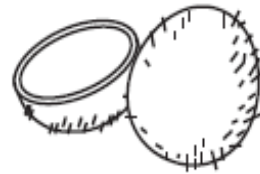
•

•

•


•

•



SITUACIONES DE PELIGRO

- Evitar estas situaciones de peligro en casa .Colorea .




SITUACIONES DE PELIGRO

- Observa la escena y comenta con tu profesora.



SITUACIONES DE PELIGRO

- ¿Estará bien lo que están haciendo estos niños? Dialoga y colorea.



PREVENCIÓN DE ACCIDENTES

• Colorea.

